

BETON | CONCRETE | BETON

# ECO FANTASTIC

59,8×59,8 | 59,8×119,8



**ECO FANTASTIC** light grey matt rect / 59,8x59,8  
NT1678-003-1



**ECO FANTASTIC** grey matt rect / 59,8x59,8  
NT1678-004-1



**ECO FANTASTIC** light grey matt rect / 59,8x119,8  
NT1678-006-1



**ECO FANTASTIC** grey matt rect / 59,8x119,8  
NT1678-020-1



**NEW**



**ECO GEO** ivory matt rect / 59,8x119,8  
NT1665-011-1



**ECO GEO** cream matt rect / 59,8x119,8  
NT1665-012-1



**ECO GEO** beige matt rect / 59,8x119,8  
NT1665-013-1



**ECO GEO** ivory matt rect / 59,8x59,8  
NT1665-009-1



**ECO GEO** cream matt rect / 59,8x59,8  
NT1665-002-1



**ECO GEO** beige matt rect / 59,8x59,8  
NT1665-003-1




NEW

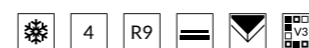


412  
413

NEW



**ECO GEO** light grey matt rect / 59,8x119,8  
NT1665-017-1



**ECO GEO** brown matt rect / 59,8x119,8  
NT1665-014-1



**ECO GEO** warm grey matt rect / 59,8x119,8  
NT1665-015-1



**ECO GEO** light grey matt rect / 59,8x59,8  
NT1665-006-1



**ECO GEO** brown matt rect / 59,8x59,8  
NT1665-004-1



**ECO GEO** warm grey matt rect / 59,8x59,8  
NT1665-005-1



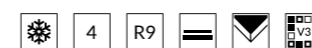


414  
415

**NEW**



**ECO GEO** cold grey matt rect / 59,8x119,8  
NT1665-019-1



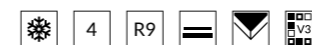
**ECO GEO** taupe matt rect / 59,8x119,8  
NT1665-018-1



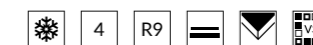
**ECO GEO** white matt rect / 59,8x119,8  
NT1665-016-1



**ECO GEO** cold grey matt rect / 59,8x59,8  
NT1665-008-1



**ECO GEO** taupe matt rect / 59,8x59,8  
NT1665-007-1



**ECO GEO** white matt rect / 59,8x59,8  
NT1665-010-1




# COLOR VIBE

BETON | CONCRETE | BETON

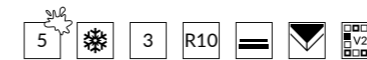
59,8×59,8 | 59,8×119,8



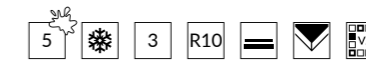
NEW




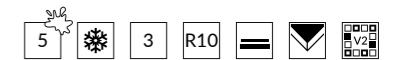
**GPT1065** blue matt rect / 59,8x119,8  
NT1473-003-1



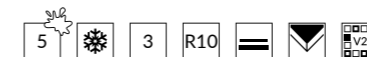
**GPT1065** graphite matt rect / 59,8x119,8  
NT1473-002-1



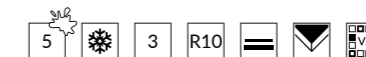
**GPT1065** brown matt rect / 59,8x119,8  
NT1473-001-1



**GPT1065** blue matt rect / 59,8x59,8  
NT1473-008-1



**GPT1065** graphite matt rect / 59,8x59,8  
NT1473-007-1



**GPT1065** brown matt rect / 59,8x59,8  
NT1473-006-1



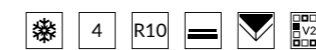
# COLOR VIBE

BETON | CONCRETE | BETON

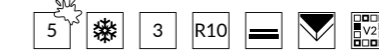
59,8×59,8 | 59,8×119,8




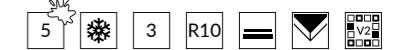
**GPT1065** carpet multicolor matt rect / 59,8x119,8  
NT1473-030-1



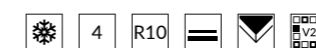
**GPT1065** white matt rect / 59,8x119,8  
NT1473-005-1



**GPT1065** grey matt rect / 59,8x119,8  
NT1473-004-1



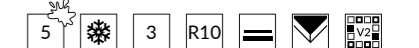
**GPT1065** carpet multicolor matt rect / 59,8x59,8  
NT1473-031-1



**GPT1065** white matt rect / 59,8x59,8  
NT1473-010-1



**GPT1065** grey matt rect / 59,8x59,8  
NT1473-009-1




NEW

BETON | CONCRETE | BETON

# SUMMER SUN

59,8×59,8




**GPT1224** cotto matt rect / 59,8x59,8  
NT1576-001-1





NEW


← wróć do spisu treści  
back to table of contents  
zurück zum Inhaltsverzeichnis


 odporność na plamienie  
stain resistance  
Fleckenbeständigkeit


 mrozoodporność  
frost resistance  
Frostbeständigkeit


 odporność na ścieranie  
abrasion resistance  
Abriebfestigkeit

 antypoślizgowość  
non-slip class  
Rutschfestigkeitsklasse


 płytki matowa  
matt tile  
matte Fliesen

 płytki rektyfikowana  
rectified tile  
rektifizierte Fliesen

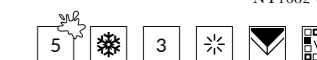
 klasa tonalności  
tonality class  
Tonalitätsklasse




**SASIRIO** light grey polished rect / 60×120  
NT1682-001-1



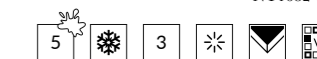
**SASIRIO** light grey polished rect / 60×60  
NT1682-002-1



**SASIRIO** grey polished rect / 60×120  
NT1682-003-1



**SASIRIO** grey polished rect / 60×60  
NT1682-004-1



**NEW**

BETON | CONCRETE | BETON

# WINTER SHADOW

59,8×59,8 | 79,8×79,8 | 59,8×119,8 | 119,8×119,8



**GPT1123** beige matt rect 119,8x119,8



**GPT1123** beige matt rect / 59,8x119,8



**GPT1123** beige matt rect 79,8x79,8




**GPT1123** beige matt rect / 59,8x59,8

**NEW**

BETON | CONCRETE | BETON

# WINTER SHADOW

59,8×59,8 | 79,8×79,8 | 59,8×119,8 | 119,8×119,8

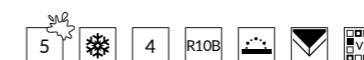


## CHARAKTERYSTYKA PLYTEK | TILES CHARACTERISTIC | FLIESENEIGENSCHAFTEN



	light grey	grey	white	beige
119,8×119,8	x	x	x	NT1588-009-1
59,8×119,8	NT1588-002-1	NT1588-001-1	NT1588-003-1	NT1588-007-1
79,8×79,8	x	x	x	NT1588-010-1
59,8×59,8	x	x	x	NT1588-008-1

## CHARAKTERYSTYKA PLYTEK | TILES CHARACTERISTIC | FLIESENEIGENSCHAFTEN



	light grey lappato	grey lappato	white lappato	beige lappato
119,8×119,8	NT1588-053-1	NT1588-050-1	NT1588-052-1	NT1588-024-1
59,8×119,8	NT1588-019-1	NT1605-002-1	NT1605-004-1	NT1588-022-1
79,8×79,8	NT1588-054-1	NT1588-049-1	NT1588-051-1	x
59,8×59,8	NT1588-020-1	NT1605-001-1	NT1605-003-1	NT1588-021-1

NEW

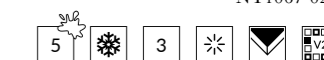
BETON | CONCRETE | BETON

# QUEENS

60×60 | 60×120



QUEENS graphite polished rect / 60x120  
NT1067-029-1



QUEENS grey polished rect / 60x120  
NT1067-030-1



NEW


← wróć do spisu treści  
back to table of contents  
zurück zum Inhaltsverzeichnis

odporność na plamienie / stain resistance / Fleckenbeständigkeit  
 mrozoodporność / frost resistance / Frostbeständigkeit  
 odporność na ścieranie / abrasion resistance / Abriebfestigkeit  
 płytki polerowane / polished tile / polierte Fliesen  
 płytki rektyfikowane / rectified tile / rektifizierte Fliesen  
 klasa tonalności / tonality class / Tonalitätsklasse


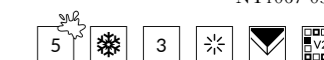
BETON | CONCRETE | BETON

# QUEENS

60×60 | 60×120




QUEENS white polished rect / 60x120  
NT1067-031-1



QUEENS beige polished rect / 60x120  
NT1067-032-1






**GPT1076** grey lappato sugar rect / 59,8x119,8  
NT1489-003-1



**GPT1076** dark grey lappato sugar rect / 59,8x119,8  
NT1489-001-1



**GPT1076** grey lappato sugar rect / 59,8x59,8  
NT1489-004-1



**GPT1076** dark grey lappato sugar rect / 59,8x59,8  
NT1489-013-1




**NEW**


BETON | CONCRETE | BETON

# MILROW


59,8×59,8 | 59,8×119,8



**GPT1076** white lappato sugar rect / 59,8x119,8  
NT1489-005-1



**GPT1076** beige lappato sugar rect / 59,8x119,8  
NT1489-017-1



**GPT1076** white lappato sugar rect / 59,8x59,8  
NT1489-006-1



**GPT1076** beige lappato sugar rect / 59,8x59,8  
NT1489-018-1



NEW

BETON | CONCRETE | BETON

# BEAUTY LAKE

59,8×59,8




GPT1000 turquoise matt rect / 59,8×59,8  
NT1276-001-1





NEW


← [wróć do spisu treści](#)  
[back to table of contents](#)  
[zurück zum Inhaltsverzeichnis](#)


 odporność na plamienie  
stain resistance  
Fleckenbeständigkeit


 mrozoodporność  
frost resistance  
Frostbeständigkeit

 odporność na ścieranie  
abrasion resistance  
Abriebfestigkeit

 antypoślizgowość  
non-slip class  
Rutschfestigkeitsklasse

 płytki matowa  
matt tile  
matte Fliesen

 płytki rektyfikowana  
rectified tile  
rektifizierte Fliesen

 klasa tonalności  
tonality class  
Tonalitätsklasse

# SILVER PEAK

BETON | CONCRETE | BETON


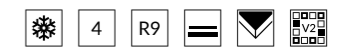
29,8×59,8 | 59,8×59,8 | 61×61




**GPTU 603** grey matt rect / 59,8x59,8  
NT867-007-1




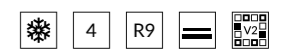
**GPTU 603** light grey matt rect / 59,8x59,8  
NT867-008-1



**G319** grey / 29,8x59,8  
NT867-002-1



**G319** light grey / 29,8x59,8  
NT867-001-1



**GPTU 603** grey matt / 61x61  
NT867-015-1



**GPTU 603** light grey matt / 61x61  
NT867-016-1



BETON | CONCRETE | BETON

# SILVER PEAK


29,8×59,8 | 59,8×59,8 | 61×61



**WT1135** cream matt rect / 29,8x59,8  
NT867-037-1



**WT1135** light grey matt rect / 29,8x59,8  
NT867-038-1



**WT1135** cream decor matt rect / 29,8x59,8  
NT867-041-1



**WT1135** light grey decor matt rect / 29,8x59,8  
NT867-042-1



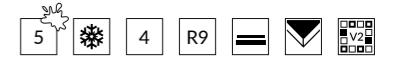
# STAMFORD

BETON | CONCRETE | BETON

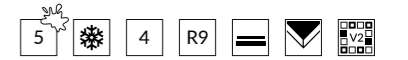
59,8×59,8 | 61×61



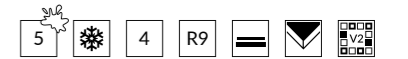
GPTU 605 grey matt rect / 59,8x59,8  
NT1096-004-1



GPTU 605 light grey matt rect / 59,8x59,8  
NT1096-005-1



GPTU 605 beige matt rect / 59,8x59,8  
NT1096-003-1



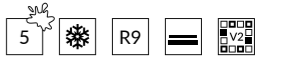
BETON | CONCRETE | BETON

# STAMFORD

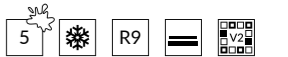
59,8×59,8 | 61×61



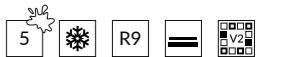
**GPTU 605 beige matt / 61x61**  
NT1096-009-1



**GPTU 605 grey matt / 61x61**  
NT1096-010-1



**GPTU 605 light grey matt / 61x61**  
NT1096-011-1




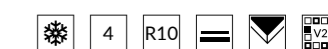
444  
445




**GPTU610** grey lappato rect / 59,8×59,8  
NT1009-002-1



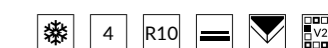
**GPTU804** grey / 79,8×79,8  
NT062-019-1



**GPTU610** light grey lappato rect / 59,8×59,8  
NT1009-001-1



**GPTU804** light grey / 79,8×79,8  
NT062-021-1



BETON | CONCRETE | BETON



# GENFORD


59,8×59,8 | 79,8×79,8 | 59,8×119,8 | 119,8×119,8



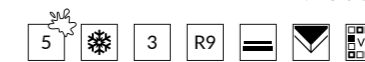
**GPT1013** cream matt rect / 59,8×119,8  
NT1349-001-1




**GPT1013** cream matt rect / 59,8×59,8  
NT1349-002-1



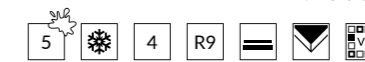
**GPT1013** grey matt rect / 59,8×119,8  
NT1349-003-1



**GPT1013** grey matt rect / 59,8×59,8  
NT1349-004-1



**GPT1013** light grey matt rect / 59,8×119,8  
NT1349-005-1



**GPT1013** light grey matt rect / 59,8×59,8  
NT1349-006-1



BETON | CONCRETE | BETON


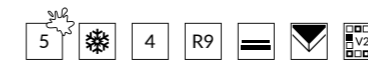


# GENFORD

59,8×59,8 | 79,8×79,8 | 59,8×119,8 | 119,8×119,8



**GPT1013** cream matt rect / 79,8×79,8  
NT1349-022-1



**GPT1013** cream matt rect / 119,8×119,8  
NT1349-019-1



**GPT1013** light grey matt rect / 79,8×79,8  
NT1349-024-1


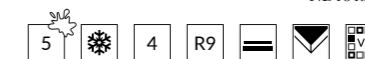


**GPT1013** light grey matt rect / 119,8×119,8  
NT1349-021-1





**GPT1013** cream step-tread matt rect / 29,8×119,8  
ND1349-013



**GPT1013** cream step-tread matt rect / 29,8×59,8  
ND1349-014




**GPT1013** grey step-tread matt rect / 29,8×119,8  
ND1349-015



**GPT1013** grey step-tread matt rect / 29,8×59,8  
ND1349-016



**GPT1013** light step-tread grey matt rect / 29,8×119,8  
ND1349-017



**GPT1013** light step-tread grey matt rect / 29,8×59,8  
ND1349-018



**GPT1013** multicolor matt rect / 59,8×59,8  
NT1349-031-1





# WILLMORE

29,8×59,8 | 29,8×119,8



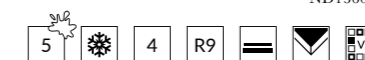
**GPT1108** graphite stepread matt rect / 29,8×119,8  
ND1360-016



**GPT1108** graphite stepread matt rect / 29,8×59,8  
ND1360-017




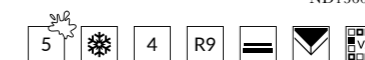
**GPT1108** grey stepread matt rect / 29,8×119,8  
ND1360-018



**GPT1108** grey stepread matt rect / 29,8×59,8  
ND1360-019



**GPT1108** white stepread matt rect / 29,8×119,8  
ND1360-020



**GPT1108** white stepread matt rect / 29,8×59,8  
ND1360-021



**GPT1108** skirting grey matt / 7,2×59,8  
ND1360-025




**GPT1108** skirting white matt / 7,2×59,8  
ND1360-026




**GPT1108** skirting graphite matt / 7,2×59,8  
ND1360-027





**MATHIS** grey matt rect / 59,8×119,8  
NT1273-001-1



**MATHIS** light grey matt rect / 59,8×119,8  
NT1273-002-1




# DESERT LOOK

BETON | CONCRETE | BETON


59,8×119,8



**GPT1502** light grey matt rect / 59,8×119,8 0,6  
W1190-017-1



**GPT1502** grey matt rect / 59,8×119,8 0,6  
W1190-018-1




**GPT1502** beige matt rect / 59,8×119,8 0,6  
W1190-019-1




# SKY WALK

BETON | CONCRETE | BETON


59,8×119,8



GPT1500 beige matt rect / 59,8×119,8 0,6  
NT1394-013-1



GPT1500 light grey matt rect / 59,8×119,8 0,6  
NT1394-020-1




GPT1500 grey matt rect / 59,8×119,8 0,6  
NT1394-021-1




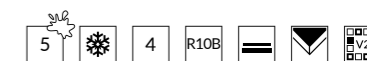
BETON | CONCRETE | BETON

# SKY WALK

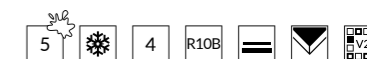
59,8×119,8



**GPT1500** graphite matt rect / 59,8×119,8 0,6  
NT1394-022-1



**GPT1500** white matt rect / 59,8×119,8 0,6  
NT1394-023-1



BETON | CONCRETE | BETON



# ANTIKO


29,8×29,8 | 29,8×59,8 | 59,8×59,8 | 59,8×119,8




ANTIKO cream matt rect / 59,8×119,8



ANTIKO cream matt rect / 59,8×59,8



ANTIKO cream matt rect / 29,8×59,8



ANTIKO cream matt / 29,8×59,8



ANTIKO cream matt / 29,8×29,8

# ANTIKO

BETON | CONCRETE | BETON

29,8×29,8 | 29,8×59,8 | 59,8×59,8 | 59,8×119,8



## CHARAKTERYSTYKA PLYTEK | TILES CHARACTERISTIC | FLIESENEIGENSCHAFTEN



	cream	grey	light grey	mud
59,8×119,8	NT883-021-1	NT883-019-1	NT883-018-1	NT883-020-1
59,8×59,8	NT883-004-1	NT883-002-1	NT883-001-1	NT883-003-1
29,8×59,8 non-rect	NT1414-007-1	NT1414-009-1	NT1414-011-1	NT1414-012-1
29,8×59,8 rect	NT883-016-1	NT883-014-1	NT883-013-1	NT883-015-1
29,8×29,8 non-rect	NT1414-001-1	NT1414-008-1	NT1414-011-1	NT1414-005-1

CREAM

GREY

LIGHT GREY

MUD

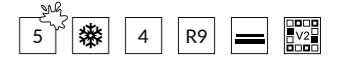
BETON | CONCRETE | BETON

# HARMONY

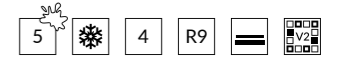
29,7×59,8



**HARMONY graphite** / 29,7×59,8  
NT019-003-1



**HARMONY beige** / 29,7×59,8  
NT019-006-1



468  
469


BETON | CONCRETE | BETON

# BARI

29,7×59,8



**BARI beige** / 29,7x59,8  
MT011-001-1



**BARI grey** / 29,7x59,8  
MT011-002-1



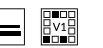
BETON | CONCRETE | BETON

# CITY

29,7 × 60



CITY light grey / 29,7x60  
W613-008-1



CITY grey / 29,7x60  
W613-009-1



472  
473

BETON | CONCRETE | BETON

# CITY LIFE


29,8×59,8



**CITY LIFE anthracite** / 29,8x59,8  
NT1151-001-1




**CITY LIFE grey** / 29,8x59,8  
NT1151-002-1



**CITY LIFE light grey** / 29,8x59,8  
NT1151-003-1



**CITY LIFE taupe** / 29,8x59,8  
NT1151-004-1




**CITY LIFE beige** / 29,8x59,8  
NT1151-005-1




BETON | CONCRETE | BETON

# FOG


29,8×59,8




G311 beige / 29,8x59,8  
W590-004-1



G311 light grey / 29,8x59,8  
W590-001-1



G311 grey / 29,8x59,8  
W590-002-1




G311 graphite / 29,8x59,8  
W590-003-1




BETON | CONCRETE | BETON

# LINEA


29,7 × 60




**PS620 cream** / 29,7x60  
OP242-029-1



**PS620 light grey** / 29,7x60  
OP242-031-1



**PS620 grey** / 29,7x60  
OP242-032-1




**PS620 light grey structure** / 29,7x60  
OP242-033-1




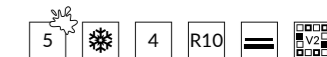
BETON | CONCRETE | BETON

# TOGO


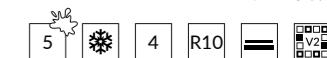
29,8×59,8



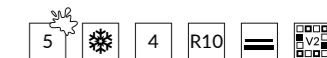
TOGO graphite matt / 29,8x59,8  
NT1148-002-1



TOGO light grey matt / 29,8x59,8  
NT1148-004-1



TOGO taupe matt / 29,8x59,8  
NT1148-005-1






G417 light grey / 42x42  
W502-001-1



G417 patchwork one / 42x42  
W502-002-1




G417 patchwork two / 42x42  
W502-003-1

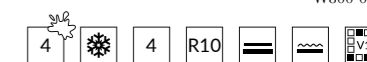




**HERBER** cream / 42x42  
W800-001-1




**HERBER** grey / 42x42  
W800-003-1





G412 grey / 42×42  
W383-001-1

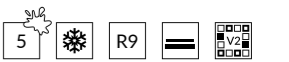


G412 graphite / 42×42  
W383-002-1

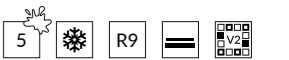




**COLIN** light grey matt / 61x61  
NT588-028-1




**COLIN** grey matt / 61x61  
NT588-027-1



BETON | CONCRETE | BETON

# COLIN


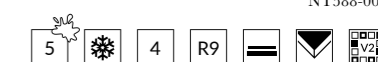
59,8×59,8




COLIN grey rect / 59,8×59,8  
NT588-003-1



COLIN light grey rect / 59,8×59,8  
NT588-002-1



COLIN brown rect / 59,8×59,8  
NT588-001-1



COLIN anthracite rect / 59,8×59,8  
NT588-004-1



BETON | CONCRETE | BETON

# COLIN

59,8×59,8 | 79,8×79,8 | 59,8×119,8



**GPTU 1201** light grey / 59,8x119,8



**GPTU 801** light grey / 79,8x79,8



**COLIN** light grey rect / 59,8x59,8

BETON | CONCRETE | BETON



# COLIN

59,8×59,8 | 79,8×79,8 | 59,8×119,8

## CHARAKTERYSTYKA PLYTEK | TILES CHARACTERISTIC | FLIESENEIGENSCHAFTEN

light grey | anthracite  
grey | brown



	light grey	grey	anthracite
59,8×119,8	NT060-004-1	NT060-005-1	NT060-006-1
79,8×79,8	NT060-001-1	NT060-002-1	NT060-012-1
59,8×59,8	NT588-002-1	NT588-003-1	NT588-004-1

\* dla płytek anthracite 79,8×79,8 | for anthracite tiles 79,8×79,8 | für Fliesen anthracite 79,8×79,8  
dla płytek anthracite 59,8×119,8 | for anthracite tiles 59,8×119,8 | für Fliesen anthracite 59,8×119,8

\*\* dla płytek light grey 59,8×59,8 | for light grey tiles 59,8×59,8 | für Fliesen light grey 59,8×59,8

\*\*\* dla płytek 59,8×59,8 | for tiles 59,8×59,8 | für Fliesen 59,8×59,8

LIGHT GREY


GREY

ANTHRACITE


# MESTRE

BETON | CONCRETE | BETON

60×60 | 60×120



MESTRE grey polished rect / 60×120  
NT1524-001-1



MESTRE grey polished rect / 60×60  
NT1524-002-1




NEW

BETON | CONCRETE | BETON

# DIVERSO

29,8×59,8 | 59,8×59,8 | 59,8×119,8



**DIVERSO** light grey matt rect /  
59,8×119,8



**DIVERSO** light grey matt rect /  
59,8×59,8



**DIVERSO** light grey carpet matt rect /  
59,8×59,8



**DIVERSO** light grey matt rect /  
29,8×59,8

BETON | CONCRETE | BETON

# DIVERSO

30×60 | 60×60 | 60×120



## CHARAKTERYSTYKA PLYTEK | TILES CHARACTERISTIC | FLIESENEIGENSCHAFTEN

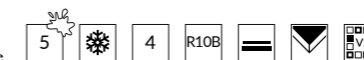
beige | white



	beige	white
59,8×119,8	NT576-005-1	NT576-008-1
59,8×59,8	NT576-001-1	NT576-004-1
carpet 59,8×59,8	NT576-013-1	NT576-016-1
29,8×59,8	NT576-080-1	NT576-083-1


## CHARAKTERYSTYKA PLYTEK | TILES CHARACTERISTIC | FLIESENEIGENSCHAFTEN

light grey | grey | taupe




	light grey	grey	taupe
59,8×119,8	NT576-006-1	NT576-007-1*	NT576-067-1
59,8×59,8	NT576-002-1	NT576-003-1*	NT576-066-1
carpet 59,8×59,8	NT576-014-1	NT576-015-1*	NT576-068-1
29,8×59,8	NT576-081-1	NT576-082-1*	NT576-084-1


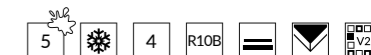




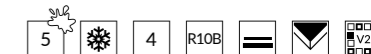
VELVET CONCRETE grey matt rect / 59,8×119,8  
NT1110-010-1



VELVET CONCRETE white matt rect / 59,8×119,8  
NT1110-004-1




VELVET CONCRETE beige matt rect / 59,8×119,8  
NT1110-006-1




BETON | CONCRETE | BETON

# FRESH MOSS


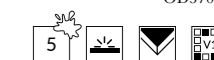
29×59



**PS808** grey micro structure / 29×59  
OP570-005-1



**FRESH MOSS** glass inserto / 29×59  
OD570-006



**PS808** grey micro / 29×59  
OP570-004-1



# FOGGY NIGHT

BETON | CONCRETE | BETON


29,8×59,8



**FOGGY NIGHT** wall cream inserto geo satin rect /  
29,8x59,8 - 9 mm  
ND1290-068



**FOGGY NIGHT** cream mosaic matt rect / 29,8x29,8  
ND1290-002



**FOGGY NIGHT** light grey mosaic matt rect / 29,8x29,8  
ND1290-003



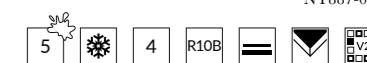
BETON | CONCRETE | BETON

# BORIDO

59,8×59,8



**BORIDO** light grey matt rect / 59,8×59,8  
NT887-010-1



508  
509

NEW

← wróć do spisu treści  
back to table of contents  
zurück zum Inhaltsverzeichnis

5 odporność na plamienie  
stain resistance  
Fleckenbeständigkeit

mrozoodporność  
frost resistance  
Frostbeständigkeit

4 odporność na ścieranie  
abrasion resistance  
Abriebfestigkeit

R10B antypoślizgowość  
non-slip class  
Rutschfestigkeitsklasse

plytka matowa  
matt tile  
matte Fliesen


plytka rektyfikowana  
rectified tile  
rektifizierte Fliesen

klasa tonalności  
tonality class  
Tonalitätsklasse

BETON | CONCRETE | BETON

# OLDISH

7,5 × 30



**OLDISH green glossy / 7,5x30**  
W573-006-1



**OLDISH blue glossy / 7,5x30**  
W573-007-1




**NEW**

BETON | CONCRETE | BETON

# ARES


29,8×29,8 | 29,8×59,8 | 59,8×59,8 | 59,8×119,8




**ARES white rect / 59,8x119,8**



**ARES white rect / 59,8x59,8**




**ARES white / 29,8x29,8**




**ARES white / 29,8x59,8**  
**ARES white rect / 29,8x59,8**



**ARES white inserto satin rect / 59,8x59,8**




**ARES white steptread rect / 29,8x119,8**



**ARES white steptread rect / 29,8x59,8**  
**ARES white steptread / 29,8x59,8**



**ARES white mosaic / 29,8x29,8**



**ARES white steptread / 29,8x29,8**



**ARES white skirting / 7,2x29,8**



**ARES white skirting / 7,2x59,8**



CHARAKTERYSTYKA PLYTEK | TILES CHARACTERISTIC | FLIESENEIGENSCHAFTEN

beige | brown | graphite | grey

	beige	brown	graphite	grey
rect 59,8×119,8	×	×	×	OP708-141-1
rect 59,8×59,8	OP708-006-1	OP708-095-1	OP708-020-1	OP708-009-1
rect 29,8×59,8	OP708-005-1	OP708-094-1	OP708-007-1	OP708-008-1
29,8×59,8	MT587-002-1	OP708-109-1	MT587-003-1	MT587-001-1
29,8×29,8	OP708-001-1	OP708-108-1	OP708-004-1	OP708-003-1
mosaic 29,8×29,8	MD587-008	OD708-084	MD587-006	MD587-005
rect steptread 29,8×119,8	×	×	×	OD708-137
rect steptread 29,8×59,8	OD708-022	OD708-123	OD708-024	OD708-023
steptread 29,8×59,8	OD708-026	OD708-122	OD708-028	OD708-030
steptread 29,8×29,8	OD708-034	OD708-124	OD708-036	OD708-035
skirting 7,2×59,8	OD708-025	OD708-125	OD708-027	OD708-029
skirting 7,2×29,8	OD708-038	OD708-133	OD708-040	OD708-039

light grey | mocca | warm grey | white

	light grey	mocca	warm beige	white
rect 59,8×119,8	×	OP708-142-1	OP708-143-1	OP708-144-1
rect 59,8×59,8	OP708-011-1	OP708-098-1	OP708-097-1	OP708-100-1
rect 29,8×59,8	OP708-010-1	OP708-107-1	OP708-096-1	OD708-140
29,8×59,8	MT587-004-1	OP708-112-1	×	OP708-113-1
satin 29,8×59,8	OP708-165-1	×	×	OP708-166-1
29,8×29,8	OP708-002-1	OP708-103-1	OP708-102-1	OP708-105-1
mosaic 29,8×29,8	MD587-007	OD708-090	OD708-087	OD708-093
rect steptread 29,8×119,8	×	OD708-138	OD708-139	OD708-140
rect steptread 29,8×59,8	OD708-021	OD708-126	OD708-118	OD708-114
steptread 29,8×59,8	OD708-032	OD708-127	OD708-119	OD708-115
steptread 29,8×29,8	OD708-033	OD708-128	OD708-120	OD708-116
skirting 7,2×59,8	OD708-031	OD708-129	OD708-121	OD708-117
skirting 7,2×29,8	OD708-037	OD708-132	OD708-131	OD708-130
inserto 59,8×59,8	×	×	×	OD708-181



BETON | CONCRETE | BETON

# ARES WALL

29,8×59,8



**ARES** white satin

29,8×59,8

OP708-166-1





**STORMY** white matt rect / 59,8×59,8  
W1026-012-1



**STORMY** grey matt rect / 59,8×59,8  
W1026-010-1



**STORMY** white carpet matt rect / 59,8×59,8  
W1026-011-1



**STORMY** grey carpet matt rect / 59,8×59,8  
W1026-009-1



BETON | CONCRETE | BETON

# CRAZY MINT


59,8×59,8



**CRAZY MINT** carpet matt rect / 59,8×59,8  
NT582-009-1




520  
521




VIDAL grey satin rect / 29,8x59,8 \*  
NT1168-013-1




VIDAL white satin rect / 29,8x59,8 \*  
NT1168-002-1




VIDAL beige satin rect / 29,8x59,8 \*  
NT1168-003-1



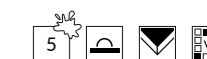
VIDAL grey structure satin rect / 29,8x59,8  
NT1168-013-1



VIDAL white structure satin rect / 29,8x59,8  
NT1168-002-1



VIDAL beige structure satin rect / 29,8x59,8  
NT1168-003-1



VIDAL grey structure satin rect / 29,8x59,8 \*  
NT1168-015-1



VIDAL white structure satin rect / 29,8x59,8 \*  
NT1168-014-1



VIDAL beige structure satin rect / 29,8x59,8 \*  
NT1168-005-1



VIDAL grey structure satin rect / 29,8x59,8  
NT1168-015-1




VIDAL white structure satin rect / 29,8x59,8  
NT1168-014-1




VIDAL beige structure satin rect / 29,8x59,8  
NT1168-005-1




NEW




**VIDAL blue satin rect / 29,8x59,8**  
NT1168-022-1




**VIDAL ivory satin rect / 29,8x59,8**  
NT1168-017-1



**VIDAL terracotta satin rect / 29,8x59,8**  
NT1168-020-1



**VIDAL cappuccino satin rect / 29,8x59,8**  
NT1168-019-1



**VIDAL green satin rect / 29,8x59,8**  
NT1168-021-1



**VIDAL decoration geo / 29,8x59,8**  
ND1168-027




NEW


# NORMANDIE

BETON | CONCRETE | BETON

29,7×59,8




**NORMANDIE light grey** / 29,7×59,8  
NT022-001-1




**NORMANDIE graphite inserto dots** / 29,7×59,8  
WD379-002



**NORMANDIE dark grey** / 29,7×59,8  
NT022-002-1



**NORMANDIE graphite** / 29,7×59,8  
NT022-003-1




**NORMANDIE beige** / 29,7×59,8  
NT019-005-1




BETON | CONCRETE | BETON

# DREAMING

29,7×59,8



**DREAMING beige** / 29,7×59,8  
OP444-001-1



**DREAMING brown** / 29,7×59,8  
OP444-002-1



**DREAMING light grey** / 29,7×59,8  
OP444-003-1



**DREAMING dark grey** / 29,7×59,8  
OP444-004-1



BETON | CONCRETE | BETON

# SERENITY

29,7×59,8



**SERENITY** graphite / 29,7×59,8  
NT023-002-1



**SERENITY** grey / 29,7×59,8  
NT023-001-1



530  
530

# SHADOW DANCE

BETON | CONCRETE | BETON



29,8×59,8




**SHADOW DANCE** beige matt / 29,8×59,8  
NT1062-007-1





**SHADOW DANCE** taupe matt / 29,8×59,8  
NT1062-008-1



**SHADOW DANCE** white matt / 29,8×59,8  
NT1062-006-1



**SHADOW DANCE** graphite matt / 29,8×59,8  
NT1062-004-1



**SHADOW DANCE** grey matt / 29,8×59,8  
NT1062-005-1




BETON | CONCRETE | BETON



# SNOWDROPS

20×60



**SNOWDROPS light grey / 20×60**  
W477-008-1



**SNOWDROPS grey / 20×60**  
W477-005-1



**SNOWDROPS inserto flower / 20×60**  
WD477-006



**SNOWDROPS patchwork / 20×60**  
W477-002-1



**SNOWDROPS mosaic mix**  
20×20

W477-014



534  
535

# MYSTERY LAND

BETON | CONCRETE | BETON

20×60



**MYSTERY LAND** light grey / 20×60  
OP469-002-1



**MYSTERY LAND** inserto patchwork / 20×60  
OD469-010



**MYSTERY LAND** brown / 20×60  
OP469-007-1



**MYSTERY LAND** light grey / 42×42  
OP469-001-1



BETON | CONCRETE | BETON

# GRAFF

42×42



**G416 grey** / 42×42  
W503-002-1



**G416 patchwork** / 42×42  
W503-001-1



# GOLD CONCRETE

BETON | CONCRETE | BETON

59,8×59,8





**GPT1222** grey matt rect / 59,8x59,8  
NT1575-001-1





NEW


← [wróć do spisu treści](#)  
[back to table of contents](#)  
[zurück zum Inhaltsverzeichnis](#)


 5 odporność na plamienie  
stain resistance  
Fleckenbeständigkeit


 mrozoodporność  
frost resistance  
Frostbeständigkeit

 4 odporność na ścieranie  
abrasion resistance  
Abriebfestigkeit

 R10B antypoślizgowość  
non-slip class  
Rutschfestigkeitsklasse

 płyka matowa  
matt tile  
matte Fliesen

 płyta rektyfikowana  
rectified tile  
rektifizierte Fliesen

 klasa tonalności  
tonality class  
Tonalitätsklasse

BETON | CONCRETE | BETON

# MOONFAIR

29,8×59,8



**MOONFAIR** beige matt rect / 29,8x59,8  
NT1712-001-1



542  
543

**NEW**


← [wróć do spisu treści](#)  
[back to table of contents](#)  
[zurück zum Inhaltsverzeichnis](#)

odporność na plamienie  
stain resistance  
Fleckenbeständigkeit

płytki satynowa  
satin tile  
satinierte Fliesen

płytki rektyfikowana  
rectified tile  
rektifizierte Fliesen

klasa tonalności  
tonality class  
Tonalitätsklasse




**WT1093** grey glossy / 29,7x60  
NT1772-001-1




**WT1093** white glossy / 29,7x60  
NT1573-001-1



**WT1093** brown glossy / 29,7x60  
NT1772-002-1




**WT1093** pink glossy / 29,7x60  
NT1573-002-1




**WT1093** dark green glossy / 29,7x60  
NT1772-005-1



**WT1093** green glossy / 29,7x60  
NT1573-003-1



**WT1093** aqua glossy / 29,7x60  
NT1772-008-1



**WT1093** blue glossy / 29,7x60  
NT1573-004-1



NEW

BETON | CONCRETE | BETON

# CODERIVER

29,7×60



**WT1092** white glossy / 29,7x60  
NT1690-002-1



546  
547

**NEW**

DREWNO | WOOD | HOLZ

# ROLLWOOD

59,8×119,8



**GPT1094** brown structure matt rect / 59,8x119,8  
NT1521-001-1

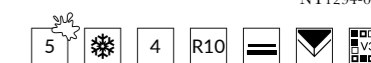


**GPT1094** cream structure matt rect / 59,8x119,8  
NT1521-002-1

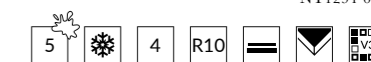





**GPT1003** bronze matt rect / 59,8×119,8  
NT1294-001-1





**GPT1003** light brown matt rect / 59,8×119,8  
NT1294-002-1





NEW



**GPT1169** light brown matt rect / 59,8x119,8  
NT1769-001-1



**GPT1169** beige matt rect / 59,8x119,8  
NT1769-002-1



**GPT1169** cream matt rect / 59,8x119,8  
NT1769-003-1



NEW

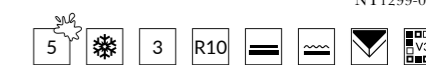
DREWNO | WOOD | HOLZ

# RUMIWOOD

14,7×89 | 22,1×89 | 19,8×119,8 | 59,8×119,8



GPT1002 beige matt rect / 59,8×119,8  
NT1299-003-1



GPT1002 beige matt rect / 19,8×119,8  
NT1299-002-1



GPT1002 beige matt rect / 22,1×89  
NT1279-003-1



GPT1002 beige matt rect / 14,7×89  
NT1279-002-1



NEW

DREWNO | WOOD | HOLZ

# RUMIWOOD

14,7×89 | 22,1×89 | 19,8×119,8 | 59,8×119,8



GPT1002 natural matt rect / 22,1×89  
NT1299-006-1



GPT1002 cream matt rect / 22,1×89  
NT1299-010-1



GPT1002 brown matt rect / 22,1×89  
NT1299-011-1



NEW

DREWNO | WOOD | HOLZ

# VERBI WOOD

39,8×119,8




WT1117 beige structure matt / 39,8x119,8  
NT1561-001-1



558  
559


NEW



**WT1026** beige matt rect / 39,8x119,8  
NT1347-001-1



**WT1026** light beige matt rect / 39,8x119,8  
NT1347-002-1




**WT1026** grey matt rect / 39,8x119,8  
NT1347-018-1



# BAND WOOD


39,8×119,8 | 28×89



**WT1026 lamel beige structure matt rect / 29x89**  
NT1347-005-1



**WT1026 lamel light beige structure matt rect / 29x89**  
NT1347-007-1



**WT1026 wood beige structure matt rect / 29x89**  
NT1347-008-1





**AVONWOOD** light beige / 19,8×119,8  
W619-011-1

5 4 R10B



**AVONWOOD** light beige decoration / 19,8×119,8  
WD619-023

5 4 R10B



**DEVONWOOD** brown / 19,8×119,8  
W619-017-1

4 R10B




**BERKWOOD** beige / 19,8×119,8  
W619-012-1

4 R10B



**ROCKWOOD** brown / 19,8×119,8  
NT1053-009-1

5 4 R10



**ROCKWOOD** beige / 19,8×119,8  
NT1053-010-1

5 4 R10

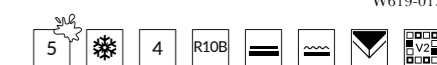


# ORGANIC WOOD

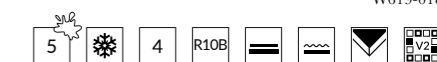
19,8×119,8



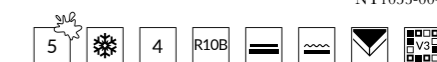
**BUCKWOOD** white / 19,8×119,8  
W619-013-1



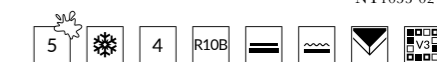
**HUNTWOOD** beige / 19,8×119,8  
W619-018-1



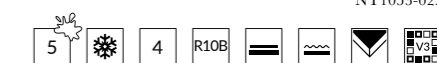
**SOUTHWOOD** beige / 19,8×119,8  
NT1053-004-1



**BEAUTY FOREST** beige matt rect 19,8x119,8  
NT1053-021-1



**BEAUTY FOREST** brown matt rect 19,8x119,8  
NT1053-022-1




# ORGANIC WOOD

19,8×119,8



**NORTHWOOD** beige / 19,8×119,8  
NT1053-002-1



**SOMERWOOD** brown / 19,8×119,8  
NT1053-005-1



**SOMERWOOD** beige / 19,8×119,8  
NT1053-003-1



**TIGER FOREST** cream matt rect 19,8x119,8  
NT1053-025-1



**TIGER FOREST** brown matt rect 19,8x119,8  
NT1053-026-1



DREWNO | WOOD | HOLZ

# GINGERWOOD

19,8×119,8



GINGERWOOD cream matt rect / 19,8×119,8  
NT1391-002-1



GINGERWOOD white matt rect / 19,8×119,8  
NT1391-003-1



570  
571

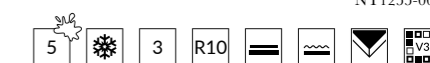
DREWNO | WOOD | HOLZ

# ORIGINAL WOOD

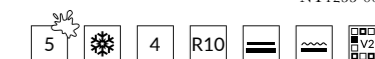
18,5×59,8 | 19,8×119,8



**GPT1011** beige matt rect / 19,8×119,8  
NT1255-004-1

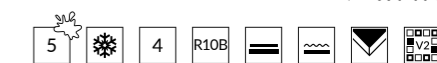


**ORIGINAL WOOD** dark brown matt / 18,5×59,8  
NT1255-006-1





**FOREST DUNE EKO** light matt rect / 14,7×89  
NT1390-002-1



**FOREST DUNE natural** matt rect / 14,7×89  
NT1390-002-1



574  
575

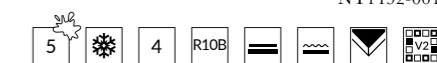
DREWNO | WOOD | HOLZ

# COLD SPRING

19,8×119,8



GPT1079 white matt rect / 19,8x119,8  
NT1492-001-1



576  
577

NEW

← wróć do spisu treści  
back to table of contents  
zurück zum Inhaltsverzeichnis

5 odporność na plamienie  
stain resistance  
Fleckenbeständigkeit

mrozoodporność  
frost resistance  
Frostbeständigkeit

4 odporność na ścieranie  
abrasion resistance  
Abriebfestigkeit

R10B antypoślizgowość  
non-slip class  
Rutschfestigkeitsklasse

plytka matowa  
matt tile  
matte Fliesen

plytka strukturalna  
structural tile  
strukturierte Fliesen

plytka rektyfikowana  
rectified tile  
rektifizierte Fliesen

klasa tonalności  
tonality class  
Tonalitätsklasse

DREWNO | WOOD | HOLZ

# TOREWOOD

19,8×119,8



GPT1147 beige matt rect / 19,8x119,8  
NT1627-001-1



578  
579

NEW

← wróć do spisu treści  
back to table of contents  
zurück zum Inhaltsverzeichnis

5 odporność na plamienie  
stain resistance  
Fleckenbeständigkeit

mrozoodporność  
frost resistance  
Frostbeständigkeit

4 odporność na ścieranie  
abrasion resistance  
Abriebfestigkeit

R10B antypoślizgowość  
non-slip class  
Rutschfestigkeitsklasse

plytka matowa  
matt tile  
matte Fliesen

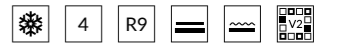
plytka strukturalna  
structural tile  
strukturierte Fliesen

plytka rektyfikowana  
rectified tile  
rektifizierte Fliesen

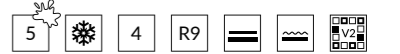
klasa tonalności  
tonality class  
Tonalitätsklasse



**DEWON brown / 22,1x89**  
NT115-002-1



**DEWON cream / 22,1x89**  
NT115-004-1



DREWNO | WOOD | HOLZ

# DARK FOREST

19,8×119,8



**GPT1220** beige matt rect / 19,8x119,8  
NT1487-002-1



**GPT1220** brown matt rect / 19,8x119,8  
NT1487-004-1



NEW

← wróć do spisu treści  
back to table of contents  
zurück zum Inhaltsverzeichnis

5 odporność na plamienie  
stain resistance  
Fleckenbeständigkeit

mrozoodporność  
frost resistance  
Frostbeständigkeit

4 odporność na ścieranie  
abrasion resistance  
Abriebfestigkeit

R10 antypoślizgowość  
non-slip class  
Rutschfestigkeitsklasse

plyka matowa  
matte tile  
matte Fliesen


plyka strukturalna  
structural tile  
strukturierte Fliesen

plyka rektyfikowana  
rectified tile  
rektifizierte Fliesen

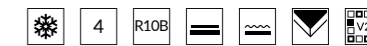
klasa tonalności  
tonality class  
Tonalitätsklasse



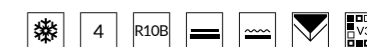
**GPT1027 cream matt rect / 19,8x119,8**  
NT1378-009-1



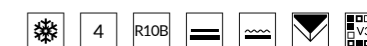
**GPT1027 sand matt rect / 19,8x119,8**  
NT1378-012-1



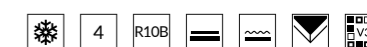
**GPT1027 light grey matt rect / 19,8x119,8**  
NT1378-010-1



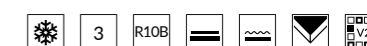
**GPT1027 bronze matt rect / 19,8x119,8**  
NT1378-001-1



**GPT1027 light brown matt rect / 19,8x119,8**  
NT1378-004-1



**GPT1027 mocca matt rect / 19,8x119,8**  
NT1378-011-1



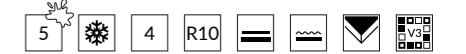
DREWNO | WOOD | HOLZ

# FOREST LINE

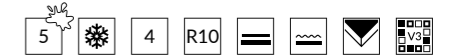
14,7×89 | 22,1×89



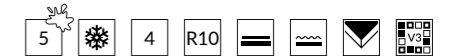
GPTU N109 brown matt rect / 22,1×89  
NT1208-001-1



GPTU N109 brown matt rect / 14,7×89  
NT1208-002-1



GPTU N109 beige matt rect / 14,7×89  
NT1256-001-1



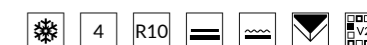
DREWNO | WOOD | HOLZ

# LAREN WOOD

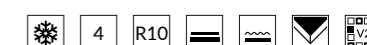
22,1×89



GPT1112 beige matt rect / 22,1x89  
NT1371-005-1



GPT1112 cream matt rect / 22,1x89  
NT1371-006-1



NEW

← wróć do spisu treści  
back to table of contents  
zurück zum Inhaltsverzeichnis

mrozoodporność  
frost resistance  
Frostbeständigkeit

odporność na ścieranie  
abrasion resistance  
Abriebfestigkeit

R10 antypoślizgowość  
non-slip class  
Rutschfestigkeitsklasse

płytki matowa  
matt tile  
matte Fliesen


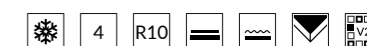
płytki strukturalna  
structural tile  
strukturierte Fliesen

płytki rektyfikowana  
rectified tile  
rektifizierte Fliesen

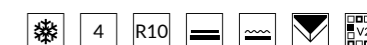
klasa tonalności  
tonality class  
Tonalitätsklasse



GPTU N112 B matt rect / 22,1x89  
NT1206-001-1



GPTU N112 A matt rect / 22,1x89  
NT1206-002-1



DREWNO | WOOD | HOLZ

# BERISSO

59,8×59,8



**GPT1069** beige matt rect / 59,8x59,8  
NT1501-001-1



**GPT1069** brown matt rect / 59,8x59,8  
NT1501-002-1



DREWNO | WOOD | HOLZ


# ASTERIS

59,8×59,8




**GPT1087** beige matt rect / 59,8x59,8  
NT1502-002-1

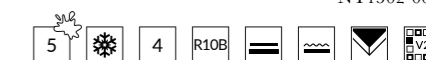




**GPT1070** beige matt rect / 59,8x59,8  
NT1502-004-1




**GPT1070** brown matt rect / 59,8x59,8  
NT1502-005-1





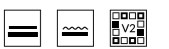
**BOSELI WOOD** brown structure matt rect / 29,8x59,8  
NT1483-001-1



**BOSELI WOOD** beige structure matt rect / 29,8x59,8  
NT1483-003-1

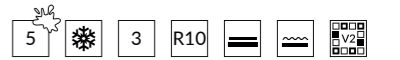


**BOSELI WOOD** light beige structure matt rect / 29,8x59,8  
NT1483-004-1

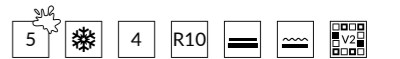




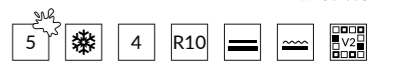
**TIZURA brown** / 29,7×59,8  
W450-001-1



**TIZURA beige** / 29,7×59,8  
W450-002-1



**TIZURA cream** / 29,7×59,8  
W450-003-1



DREWNO | WOOD | HOLZ

# DESA

29,7×59,8



DESA white structure / 29,7×59,8  
W448-002-1



DESA grey structure / 29,7×59,8  
W448-003-1



DESA graphite structure / 29,7×59,8  
W448-001-1



DREWNO | WOOD | HOLZ

# JOCKER WOOD

18,5×59,8




JOCKER WOOD beige matt / 18,5x59,8  
NT1480-002-1





604  
605


← [wróć do spisu treści](#)  
[back to table of contents](#)  
[zurück zum Inhaltsverzeichnis](#)


 odporność na plamienie  
stain resistance  
Fleckenbeständigkeit


 mrozoodporność  
frost resistance  
Frostbeständigkeit

 odporność na ścieranie  
abrasion resistance  
Abriebfestigkeit

 antypoślizgowość  
non-slip class  
Rutschfestigkeitsklasse

 płyka matowa  
matte tile  
matte Fliesen

 płyta strukturalna  
structural tile  
strukturierte Fliesen

 klasa tonalności  
tonality class  
Tonalitätsklasse

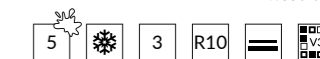
DREWNO | WOOD | HOLZ

# ASHVILLE

29,7×59,8



ASHVILLE beige / 29,7x59,8  
W990-002-1



ASHVILLE brown / 29,7x59,8  
W990-001-1



ASHVILLE grey / 29,7x59,8  
W991-001-1



ASHVILLE light grey / 29,7x59,8  
W991-002-1

